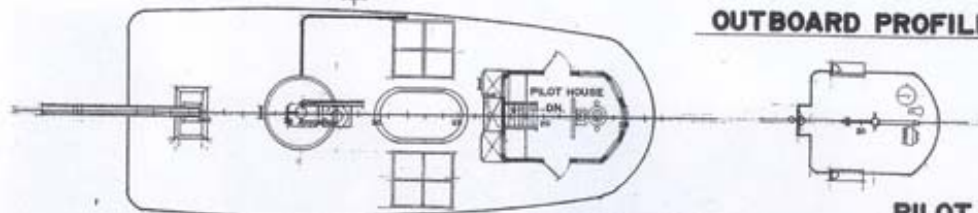


**PARTICULARS:**

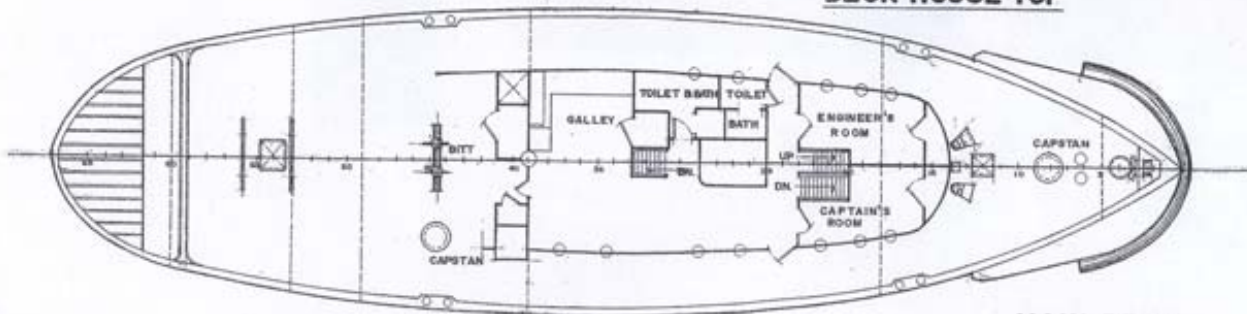
L. O. A.	102'- 00"
L. B. P.	95'- 00"
BREADTH MLD.	27'- 00"
DEPTH MLD.	14'- 06"

**OUTBOARD PROFILE**

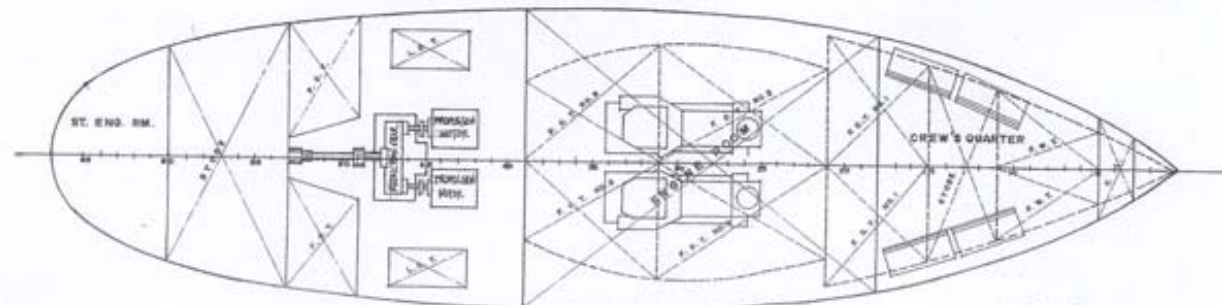


**PILOT HOUSE TOP**

**DECK HOUSE TOP**



**MAIN DECK**



**HOLD PLAN**

**M.T. "NARWHAL"**

**GENERAL ARRANGEMENT PLAN**

SCALE: 1" = 1/8"